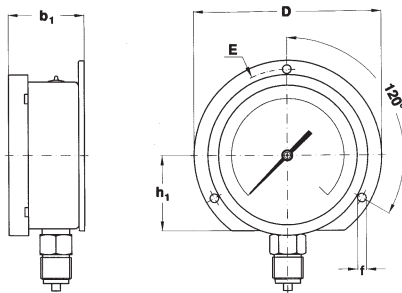


## bourdon tube pressure gauges : mounting back flange lower connection pressure gauges

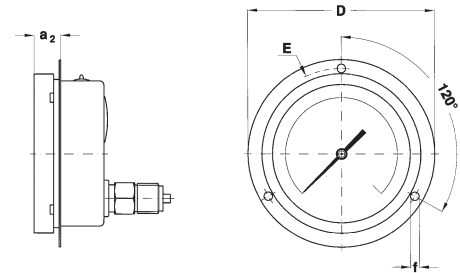
Model	DS	$b_1$	$h_1$	E	D	f
MGS10	2.5 (63)	1.34 (34)	1.36 (34,5)	2.95 (75)	3.35 (85)	0.14 (3,6)
MGS18	2.5 (63)	1.48 (37,5) (1)	1.36 (34,5)	2.95 (75)	3.35 (85)	0.14 (3,6)
MS4-MGS44	4 (100)	1.49 (38)	2.05 (52)	4.57...4.72 (116...120)	5.12 (130)	0.24 (6)
MGS10-18-19-36	4 (100)	2.07 (52,5)	2.05 (52)	4.57...4.72 (116...120)	5.12 (130)	0.24 (6)
MGS20-21-40	4 (100)	2.85 (72,5)	-	4.57...4.72 (116...120)	5.20 (132)	0.24 (6)
MN14/10-18	4 (100)	2.07 (52,5)	2.05 (52)	4.57...4.72 (116...120)	5.12 (130)	0.24 (6)
MCE10-18	4 (100)	3.01...3.41 (76,5...86,5)	2.05 (52)	4.57...4.72 (116...120)	5.12 (130)	0.24 (6)
MGS72-74	4 (100)	2.07 (52,5)	2.05 (52)	4.57...4.72 (116...120)	5.12 (130)	0.24 (6)
MS1	6 (150)	2.13 (54)	3.35 (85)	6.61...7.01 (168...178)	7.48 (190)	0.24 (6)
MGS18-19-36	6 (150)	2.13 (54)	3.35 (85)	6.61...7.01 (168...178)	7.48 (190)	0.24 (6)
MGS20-21-40	6 (150)	2.97 (75,5)	3.35 (85)	6.61...7.01 (168...178)	7.48 (190)	0.24 (6)
MN15	6 (150)	2.13 (54)	3.35 (85)	6.61...7.01 (168...178)	7.48 (190)	0.24 (6)
MN16-17	6 (150)	2.97 (75,5)	3.35 (85)	6.61...7.01 (168...178)	7.48 (190)	0.24 (6)
MN25	6 (150)	-	3.35 (85)	6.61...7.01 (168...178)	7.48 (190)	0.24 (6)
MN14/10-18	6 (150)	2.13 (54)	3.35 (85)	6.61...7.01 (168...178)	7.48 (190)	0.24 (6)
MCE20	6 (150)	5.49 (139,5)	3.35 (85)	6.61...7.01 (168...178)	7.48 (190)	0.24 (6)

dimensions : inches (mm)

(1) 1.32 (33,5) with crimped ring  
(2) 0.61 (15,5) with crimped ring



**C - BACK FLANGE,**  
for lower connection



**E - FRONT FLANGE,**  
for back connection

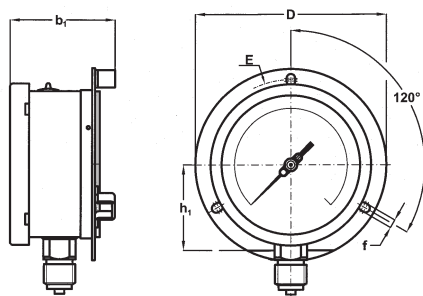
## front flange back connection pressure gauges

Model	DS	$a_2$	E	D	f
MGS10	2.5 (63)	0.26 (6,6)	2.95 (75)	3.35 (85)	0.14 (3,6)
MGS18	2.5 (63)	0.26 (6,6)	2.95 (75)	3.35 (85)	0.14 (3,6)
MGS20	2.5 (63)	0.45 (11,5)	2.95 (75)	3.35 (85)	0.14 (3,6)
MS4 - MGS44	4 (100)	0.71 (18)	4.57...4.72 (116...120)	5.20 (132)	0.24 (6)
MGS10	4 (100)	0.79 (20)	4.57...4.72 (116...120)	5.20 (132)	0.24 (6)
MGS18-19-36	4 (100)	0.79 (20)	4.57...4.72 (116...120)	5.20 (132)	0.24 (6)
MGS20-21-40	4 (100)	0.79 (20)	4.57...4.72 (116...120)	5.20 (132)	0.24 (6)
MN14/10-18	4 (100)	0.79 (20)	4.57...4.72 (116...120)	5.20 (132)	0.24 (6)
MCE10-18	4 (100)	0.79 (20)	4.57...4.72 (116...120)	5.20 (132)	0.24 (6)
MGS72-74	4 (100)	0.79 (20)	4.57...4.72 (116...120)	5.20 (132)	0.24 (6)
MGS18-19-36	6 (150)	1 (25,5)	6.61...7.01 (168...178)	7.48 (190)	0.24 (6)
MGS20-21-40	6 (150)	1 (25,5)	6.61...7.01 (168...178)	7.48 (190)	0.24 (6)
MN15	6 (150)	1 (25,5)	6.61...7.01 (168...178)	7.48 (190)	0.24 (6)
MN16-17	6 (150)	1 (25,5)	6.61...7.01 (168...178)	7.48 (190)	0.24 (6)
MN25	6 (150)	1 (25,5)	6.61...7.01 (168...178)	7.48 (190)	0.24 (6)
MN14/10-18	4 (100)	0.79 (20)	4.57...4.72 (116...120)	5.20 (132)	0.24 (6)

dimensions : inches (mm)

# bourdon tube pressure gauges : mounting

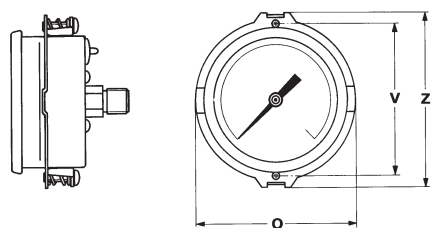
## back flange lower connection for solid-front pressure gauges



**C - BACK FLANGE,**  
for lower connection

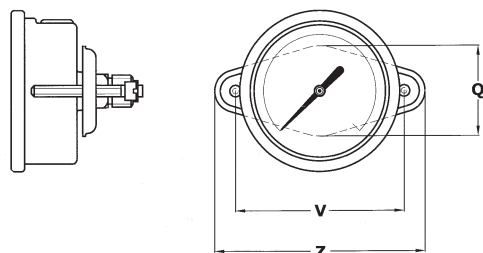
Model	DS	b <sub>1</sub>	h <sub>1</sub>	f	D	E
MGS20-21-40	4 (100)	2.85 (72,5)	-	0.24 (6)	5.19 (132)	4.56...4.72 (116...120)
MGS20-21-40	6 (150)	2.85 (72,5)	3.34 (85)	0.24 (6)	7.48 (190)	6.61...7.00 (168...178)

## clamp back connection pressure gauges



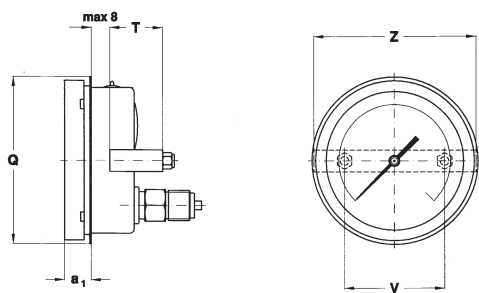
Model	DS	Q	Z	V
MS1, MGS10-18	2 (50)	2.46 (62,6)	2.66 (67,5)	2.30 (58,5)

dimensions : inches (mm)



Model	DS	Q	Z	V
MGS10-18	2.5 (63)	1.50 (38)	3.54 (90)	2.83 (72)

dimensions : inches (mm)



**B - "U" CLAMP,**  
for back connection

Model	DS	Q	a <sub>1</sub>	T	Z	V
MS4	4 (100)	---	---	1.2 (30,5)	4.41 (112)	2.76 (70)
MGS10-18-19-36	4 (100)	4.41 (112)	0.79 (20)	1.63 (41,5)	4.41 (112)	2.76 (70)
MN14/10-18	4 (100)	4.41 (112)	0.79 (20)	1.63 (41,5)	4.41 (112)	2.76 (70)
MGS72-74	4 (100)	4.41 (112)	0.79 (20)	1.63 (41,5)	4.41 (112)	2.76 (70)
MS1	6 (150)	6.46 (164)	0.81 (20,5)	1.63 (41,5)	6.10 (155)	4.17 (106)
MGS18-19-36	6 (150)	6.46 (164)	0.81 (20,5)	1.63 (41,5)	6.10 (155)	4.17 (106)
MN15	6 (150)	6.46 (164)	0.81 (20,5)	1.63 (41,5)	6.10 (155)	4.17 (106)
MN14/10-18	6 (150)	6.46 (164)	0.81 (20,5)	1.63 (41,5)	6.10 (155)	4.17 (106)

dimensions : inches (mm)

Copyright © Nuova Fima srl. All rights reserved. Any part of this publication should not be reproduced without a written Nuova Fima's srl approval